



This Week's Ysgol Eyton News!

The children are back and raring to go for our final half term of the school year!
This week, children were introduced to our final Big Question of the year 'What can my body do?'



Diary Dates!

Mon 9th June: The Leader Y6 photos

Tue 17th June: Sharing Time from 2:30pm

Wed 18th June: PTA Summer Fair 5-7pm

Mon 23rd June: Fitness Day

Tue 24th June: New Nursery and Reception children visit day 9-11am

Wed 25th June: Teddy Bears Picnic for toddlers, EE and Nursery @10:30am

Thurs 26th June: Common Transfer Day (Move up day)

Mon 30th June – Wed 2nd July: Y5/6 Residential Trip to Bryntysilio

Mon 7th July: Dosbarth Drudwen Car Wash & KS2 Pizza Party

Tue 8th July: Sports Day Plan A (morning)

Wed 9th July: Sports Day Plan B (morning)

Fri 11th July: Annual reports sent out to parents

Tue 15th July: Year 6 leavers service @ 9:30am

Wed 16th July: PTA End of year disco @ 5pm

Fri 18th July: Last day in school for children

Attendance Matters

The whole school attendance for this week is: 96%

Dosbarth Jac-Y-Do: 94.86%

Dosbarth Pâl: 100% 

Dosbarth Drudwen: 93.33%

Staffing

We are now in a position to share that Miss Carys Jones has been appointed at Ysgol Eyton on a permanent basis.

Miss Jones has been an amazing addition to our team this year and has proven herself to be instrumental to the smooth and effective running of our school.

We are so happy that she has chosen to stay in our special school and we are very lucky to have her.

Year 6 Photos

On Monday 9th June, a photographer from The Leader newspaper will be coming into school to take a photograph of our Year 6 children as part of their segment on school leavers.

Water Bottles

Could those parents/carers who have not already done so, please ensure their child(ren) brings a refillable water bottle into school which will stay in school.
Thank you!

Eco Installation

We are delighted to share that the school has managed to secure a grant to develop our outdoor space with a significant gardening package funded by Welsh Government through Keep Wales Tidy.

Thanks to Mr Pugh's research and efforts, we will be receiving several raised beds, a shed and a polytunnel as well as lots of seeds, bulbs and trees! The children will be very involved in setting up and maintaining the installation as it will, of course, be a fantastic stimulus for their learning. We are also looking for parent volunteers to help with the initial set up process which will likely begin in July and continue into September.

If you are interested in lending a hand, please let a member of staff know.

W/C 2.6.25 a
Dosbarth Jac Y
Do



We have been
learning how to
make patterns.

We used our
senses to
investigate what
my body can do.



We made obstacle
courses with the
large loose parts.




We made some
amazing bodies
during over to you
time.




We worked in
pairs to 'find the
fib' in maths.


PIC•COLLAGE



We research
world records.



We replied to our
pen pals.

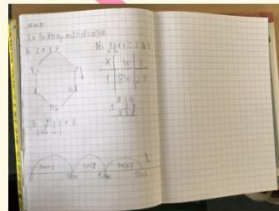


We have our
training plan.



We used the
makeymakey to
create music.

We recapped
multiplication



We created our
own stain glass
windows.



Dosbarth Pâl

In forest school, we
made outdoor
assault courses.



PIC•COLLAGE


Dosbarth Drudwen

Week 1!


By Penelope and Hallam!

We did helpwr heddiw games.


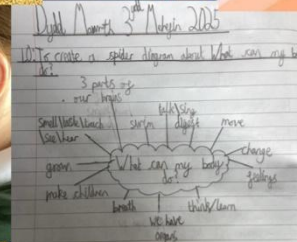
On Monday, we revised on our lessons we learned in the past. This was so that we could remember things for our assessment week.



On Thursday, we were with Mrs Davies and we played a thesaurus game and it was fun. We worked on our class assemblies and practised times tables.






On Tuesday, we made a spider diagram about our big question 'what our body can do'.



On Wednesday, in maths we went outside and did some maths work on our big question. In literacy we learnt about semi-colons.


On Tuesday we made our own maths lesson and it was about what our body can do.



PIC•COLLAGE



After School Club Activities for Week Beginning 9th June

Monday	Wii Games	
Tuesday	Board Games	
Wednesday	Colouring Competition	
Thursday	Mixed Martial Arts	
Friday	Movie Night	



EYTON SCHOOL
**SUMMER
FAIR**
WEDNESDAY

18TH JUNE

5-7PM

Stalls & Games

Food & Raffle



CHOOSING AND USING CHILD CAR SEATS

**UNTIL A CHILD REACHES 14 YEARS OLD
IT IS THE DRIVER'S LEGAL RESPONSIBILITY TO ENSURE
THAT THE CHILD IS CORRECTLY RESTRAINED**



Children must use the correct child car seat until they are 12 years old or 135cm tall whichever comes first.



If the child is 12 years old or more than 135cm tall they must use a seat belt.



CHOOSE A CHILD CAR SEAT BASED ON THE CHILD'S HEIGHT OR WEIGHT

WEIGHT-BASED SEATS

*These relate broadly to different age groups
but it is the weight of the child that is most important.*

Weight-based seats must have a label showing a capital 'E' in a circle and 'ECE R44'.

While it is legal under the current regulation (R44.04) for children to use a forward-facing Group 1 seat when they weigh 9kg or more, it does not offer the child the best protection. It is recommended to keep the child rear-facing for as long as possible.

GROUP 0
0 to 10kg (22lb)
GROUP 0+
0 to 13kg (29lb)

Rear-facing

GROUP 1
9 to 18kg (20 to 40lb)

Rear/forward-facing

GROUP 2
15 to 25kg (33 to 55lb)
GROUP 3
22 to 36kg (48 to 79lb)

High-backed booster seat
or booster cushion



You may be able to choose a combination seat which covers more than one group. A booster cushion, without a back or side wings, is not recommended as it removes side and head protection from the child car seat.

HEIGHT-BASED SEATS

*These focus on the child's height.
Ensure that the child's height is within range of the seat that you intend to use.*

Height-based seats must have a label showing a capital 'E' in a circle and 'R129'.

The child must be rear-facing until they are over 15 months old, but it is recommended to remain rear-facing as long as possible as this offers greater protection.

Height-based child car seats displaying an 'i-size' logo are compatible with 'i-size' certified vehicles.



Road Safety Wales
02920 250600
roadsafetywales.org.uk



ENSURING THE CORRECT FIT

NOT ALL CHILD CAR SEATS FIT ALL VEHICLES
CHECK COMPATIBILITY ON THE CAR SEAT MANUFACTURER'S WEBSITE

ISOFIX



ISOFIX secures the child car seat (or seat base) to two metal anchor points built into the vehicle.

Using ISOFIX makes it easier to fit a child car seat and can reduce the risk of it being fitted incorrectly.

If the vehicle or child car seat are not compatible with ISOFIX it is possible to secure the seat using the seat belt.

There will be a label on the side of the seat showing how it should be fitted but also read the instructions carefully.

If the child seat has a supporting leg, the leg should be adjusted for height so that the seat is braced against the floor. A green indicator may be visible when set correctly.

USING THE HARNESS OR SEAT BELT

The harness must be correctly adjusted so that the child is secure: the instruction manual should help with this.

It is important to perform regular checks and adjustments of the straps as the child grows.

The harness should fit securely, with just enough gap to fit one or two fingers between the child's chest and the harness, making sure it also lies flat and is not twisted.

When a seat belt is used to secure the child, there should be a slot or indicator on the seat to show where the belt should go.

The seat belt needs to sit across the child's pelvis, chest and shoulder.

Remove thick jackets so that the harness or seat belt can be tightened properly to protect the child in the event of a collision.

Some children may attempt to remove the harness or seat belt. Although accessories are available to purchase, any device that impacts how the seat belt, harness or buckle works are not recommended.



Road Safety Wales
02920 250600
roadsafetywales.org.uk



OTHER POINTS TO CONSIDER

CHILDREN WITH ADDITIONAL NEEDS

Children with medical conditions or disabilities must still use a child car seat or seat belt unless an exemption certificate is issued.

A doctor will be able to provide more information and can issue an exemption certificate if a child is unable to use a restraint or seat belt.

A specially adapted child car seat or seat belt can be used if necessary but devices should not be adapted without seeking expert advice.

AIRBAGS

Never fit a rear-facing child car seat in the front of a vehicle if there is an active passenger airbag.

Children should travel in the rear if possible.

Only fit a forward-facing child seat in the front if there is no other option.

If you must do so, ensure that the vehicle seat is set as far back as possible.



PURCHASING A CHILD CAR SEAT

Consider purchasing from a retailer that will allow you to test-fit the seat in your vehicle and check if they are compatible.

Check if staff members have been trained to fit child car seats and ask them to demonstrate installing and removing the seat, along with any additional features it may have.

If there is not a trained member of staff available to assist, find out if it is possible for you to return the car seat if it is not suitable.

If you intend to use a child car seat in more than one vehicle, ensure that the item you purchase fits correctly in each vehicle.

Check that the child car seat will fit in each of the seat positions that you intend to use it in.



Road Safety Wales
02920 250600
roadsafetywales.org.uk

