

Please can you return all schoolbooks to school.
Library and non-library books on a Thursday.



This Week's News

Friday 21st April



Please encourage the children to complete the read around the planets sponsored read. It is the reading journey that is so important. Please bring sheets in on a Friday.

The children have settled in well after the Easter break.

Unfortunately, there will be no swimming again next week due to staff shortages at Chirk.

Dates for your diary

- 28th** April Wear something orange for FND. Donations to FND
- 1st** May school close for public holiday
- 18th** May individual school photos
- 1st** May bank holiday
- 5th** May Kings and Queens day with colour throw party
- 8th** May bank holiday

School absents

If children are absent for 2/3 days with no contact made to the school we will have to speak with the attendance officer and they may make a home visit. This is in compliance with the WCBC policy.

Governor's report to parents

If you would like to view this report, please visit the school webpage.
Thank you to the governor's and Mrs. Aye for writing this comprehensive report.

Can you help?

- Do you have any logs that could be used for seats for the children to sit on in the outdoor classroom.
- Would anyone be able to help with a outdoor canopy for the foundation classroom?
- Please keep a look out for anyone entering the school premises after school hours as we have had unpleasant rubbish found in the school grounds.

Coronation celebrations

Friday the 5th of May, come dressed as kings or queens, we will be having a special lunch that you can order through parent pay with a colour throw party in the afternoon.




Amelia

Dosbarth Glyndŵr by Jacob and Beau Week 1



On Tuesday in our maths we learnt about the different types of triangles.




On Tuesday we did our spelling practices.

In RSE, we learnt all about periods.


In Maths, we learnt about the properties of different quadrilateral


In our Helpwr Heddiw sessions, we used our Mynegi Barn mats to give our opinions.



We explored our new big question Where do we come from? We thought of some activities we could do in different subjects. We had loads of ideas!

We explored different spelling strategies and trying using some new ones.






In P.E. We started gymnastics.



We have investigated perimeter.




We had great fun making our comics.




Dosbarth Buddug

We looked at the events of a chapter.



In science we have started looking at rockets! 🚀🚀



- We will be holding a boogie-thon in the hall during school hours on the 28th of April.



MOVE-A-THON 2023

MOVE-A-THON

GET MOVING FOR FND HOPE



FUN FUNDRAISING FOR THE ENTIRE FAMILY, FRIENDS, WORK COLLEAGUES OR CREATE A COMMUNITY EVENT

Further information at [FNDHOPE.ORG](https://www.fndhope.org)





THE MOVE-A-THON IS ALL ABOUT INCLUSION, EVERY MOBILITY LEVEL CAN JOIN IN

FND HOPE

Eco Council

- If you are able to help with any of the resources need please let us know. It would also be very useful if adults could volunteer time to help create the environment once we have the equipment. This is hopefully just the start of our forest school project with many more to come.

Forest School upgrade

Idea	Resources needed
<p>Recycled greenhouse</p> 	<ul style="list-style-type: none"> • Wood for frame. • Screws, L brackets, hinges • Bamboo canes • Lots of 2 litre plastic bottles • Stones of slabs to rest the greenhouse on. • Shelves for inside
<p>Planting zone</p>	<ul style="list-style-type: none"> • Planters or pallet collars • Compost • Pots, gardening tools, gloves
<p>Composting area</p>	<ul style="list-style-type: none"> • Compost bin
<p>Bug hotel</p> 	<ul style="list-style-type: none"> • Wood for the hotel • Straw • Screw to put it together. • Bricks • Pinecones • Stones • Bamboo canes



- Sadly, we've found cider cans and vapes in the school grounds. Please could everyone be vigilant for trespassers and antisocial behavior.