

Get Creative in Lockdown

Fun projects for the whole family!

Don't forget to email your photos (not videos) to
jessons:@hwbmail.net



cardboard



scissors



string



tape



bicycle





icing sugar
1 cup

condensed milk
1 tablespoon

peppermint flavouring
1 teaspoon

water
1 or 2 teaspoons

Peppermint Creams



Try adding:

- different food colouring
- different flavouring
- different decorations.



1

Put all the ingredients in a bowl.



2

Mix.



3

Form a dough.



4

Roll small bits of dough in your hands.



5

Press with a fork.





cardboard



chair

tape




stapler



string

scissors





cup

spoon



milkshake powder

sugar



salt



pepper



oats




water





yoghurt pots



plastic bottle



water





water tray



plastic bottle



cork



penny



balls



marbles



dice



lollipop sticks



water





twig



wool





wool



leaves



twigs



feathers





torch



your hand





cardboard



glue



tape



string



paint



sand





glue



newspapers



tape



string



cardboard



twigs



plastic bags





glue



newspapers



tape



string



twigs

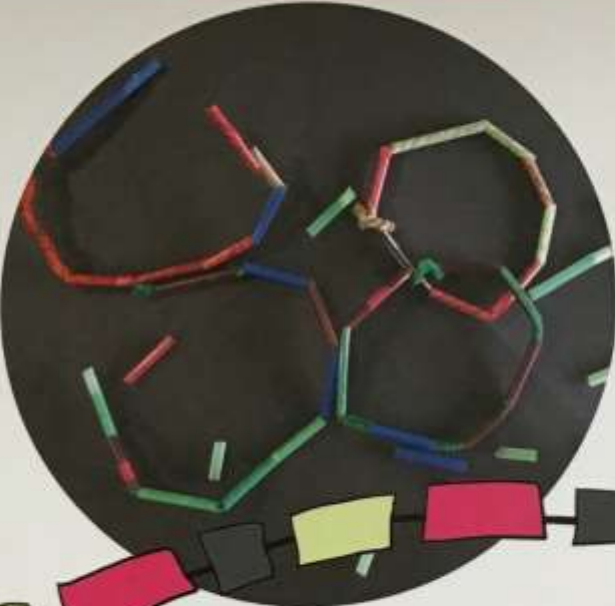



fabric



plastic bags





straws



scissors



string



pipe cleaners





1

Let's create a new breakfast box!



2



3



4

cereal boxes



paint brushes

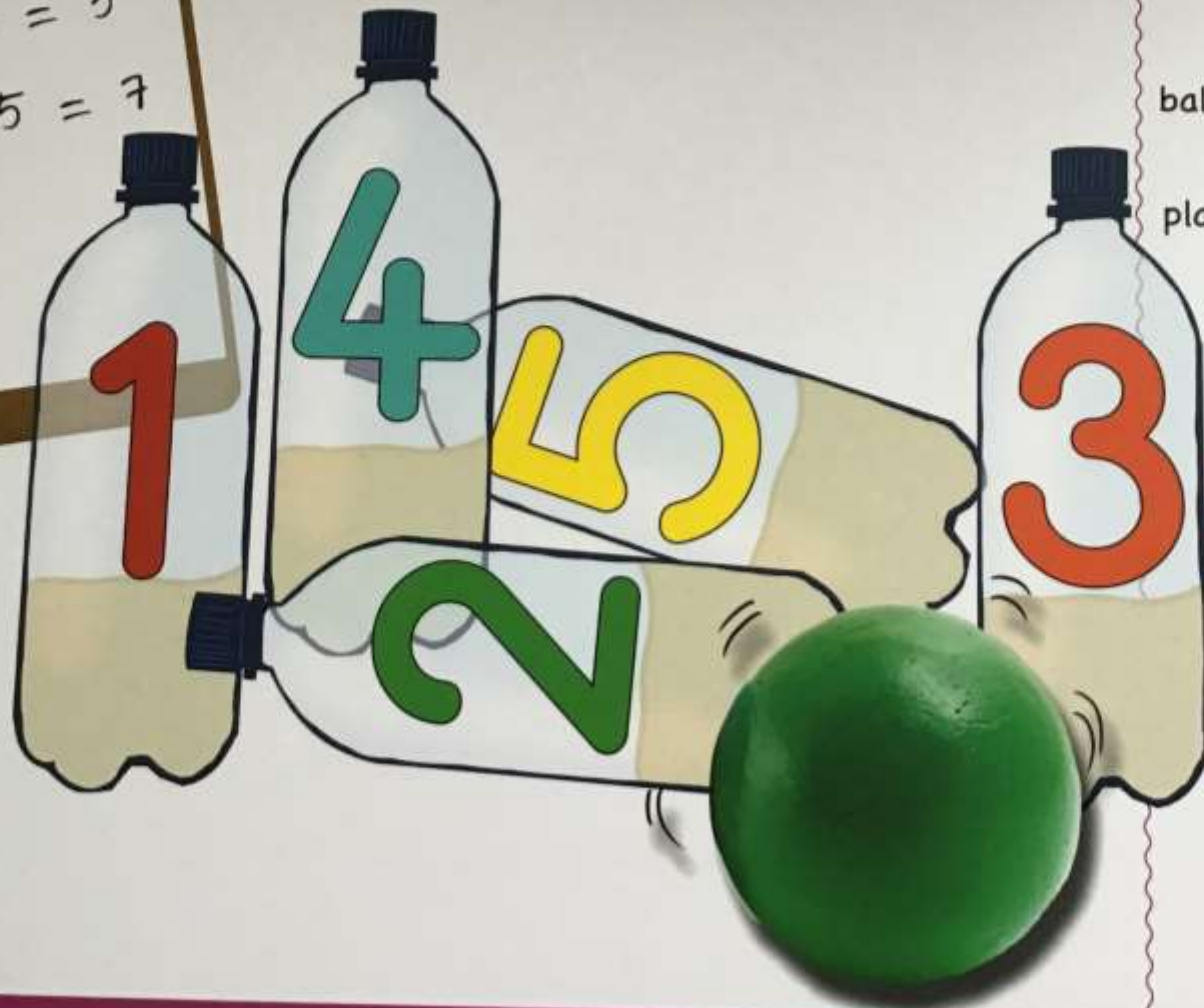


paint



tape





sand



balls



plastic bottles



funnels



clipboard, paper and pencil

