


Home Learning: W/B – 30/03/20

Hello! Welcome to the first week of home learning. These tasks are linked with our current topic book, Jazz Harper; Space Explorer. The book is a tough read but the children were enjoying listening to it and answering questions. It is set in the future and is about a girl who is travelling to Mars with her mother (an expert in alien life forms). We had met Jazz's grandma who was a great explorer and Jazz had made the journey all the way to Mars. She had just arrived and was welcomed to her new home – the red planet.

Literacy – Writing:



Welcome to space, Space Explorers! I know you know Jazz Harper and her family but can you tell me about another person or group you have met. Can you write your first conversation with them? Use speech marks around the parts that you or the other people say.



(You can make your own version of this picture in your "2dos" on Purple Mash if you would like to.)

Reading: Read the story together then discuss the answers with someone.

Beyond the Stars

In the year 5018 Commander Orion and his crew embarked on a journey of discovery through the solar system. After months of travelling they finally discovered a new planet. A meteor shower damaged their craft and they crash-landed.

Boing! Twang! Clank! Crunch! Smash!

'Oh no!' cried out Commander Orion in despair. 'What are we going to do? We can't take-off while the Sprocket McJangle Piston is broken!'

'I need some parts to fix this Commander, otherwise we'll never leave this place,' warned the ship's mechanic, Corvus.

'Commander, look over there!' exclaimed Trooper Vega, one of the Commander's men.

The crew all turned to see what had caught his attention ...

"Bang" and "click" are examples of onomatopoeia (on - a - mat - uh - peer). That means: words that sound like what they are. Find the others in the story.

What had the trooper seen?

What do you think might happen next in the story?

Do they make it off the planet?

Do they get the part they need? How?



PE – Find some space and practice a physical skill you choose. You could throw and catch a ball, practice your keepy-uppies, see how long you can stand on one leg, see how long you can plank for, juggle, ride a unicycle or something else. Check with an adult the thing you choose is safe. Set yourself a target. That might be how long you can do it for/how many times you can do the skill/checking your form. Take a photo or video of you doing your activity.



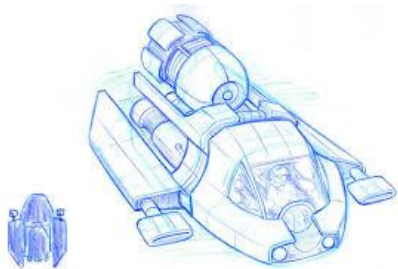
Maths – Times tables challenge days 1-5. Choose one times table to work on using the jobs here.

Year 2s	Year 3s	Year 4s
2s, 5s or 10s	2s, 3s, 4s, 5s, 10s	2s, 3s, 4s, 5s, 6s, 10s, 11s, 12s.

Monday	Tuesday	Wednesday	Thursday	Friday
Write out a times table you need to practise. Chant it forwards and backwards. Use lego or objects to help you count.	Make a picture of groups to represent the times table. Check the “2Do” section of purple mash and have a go at the times table task there.	Log on to Purple Mash. Click on Mathematics. Scroll down the “Times Tables” and click on “2simple Table Toons” Find the times table you chose and choose one of the singers. Listen to the song a couple of times, and then try to join in singing.	Draw round your hands and write out your times table inside.	Write out your times tables questions and answers on small cards. Turn them over, mix them up and try to match them up.



Science/Topic – Create a welcome pack for the people arriving on Mars in the ship with Jazz Harper. Remember they have been in the rocket for about 9 months, so they are not used to having gravity or space to move around. You might want to include a welcome letter/leaflet, a map, some helpful advice on how best to live on Mars or anything else you can think of. The best welcome packs will mean you using your imaginations.



Art/Design and technology – The UK want to launch into space on their own, but that means they need to design a rocket to carry the astronauts to space. It will need to have space for at least three astronauts. You could do this as a drawing, a junk model, a Lego model or as a design using technology. You could label your drawing or model and take a photo.

Audible.com has also released a number of children’s books for free streaming on their website, which are great to listen to while colouring, resting, doing chores, etc...

If you go to <https://stories.audible.com/discovery> with whoever is at home, they will help you find a story, which is the right level for you.